



Venue Technical Specifications

Sidney Myer Music Bowl

Document History

Revision #	Date	Author	Comments
10	August 2021	J White	

General information

Address

King's Domain
Linlithgow Avenue
Melbourne Australia 3004
Melway Reference Ref 2F K8
[Sidney Myer Music Bowl Map](#)
Please refer to Sidney Myer Music Bowl Back of House Services Guide for more detailed information

Postal Address

Arts Centre Melbourne
PO Box 7585
Melbourne Vic 8004
Australia

Contacts

Technical Director, Production	+613 9281 8137
Senior Manager, Venue Operations	+613 9281 8718
Venue Manager, Sidney Myer Music Bowl	+613 9281 8510
Events Coordinator, Sidney Myer Music Bowl	+613 9281 8930
Production Manager, Sidney Myer Music Bowl	+613 9281 8789
Manager, Staging	+613 9281 8142
Manager, Lighting	+613 9281 8365
Manager, Sound& Vision	+613 9281 8138
Manager, Broadcast & Digital	+613 9281 8163
Manager, Events & Ticketing	+613 9281 8006
Manager, SMMB Food and Beverage	+613 9281 8980

Contents

Document History	2
General information	2
Address.....	2
Contacts.....	2
Contents.....	3
Vehicle Access.....	5
Stage Get In.....	5
Car Parking	5
Lifting Equipment	5
Height Access Equipment	5
Site Access.....	5
Auditorium and Seating information	6
Venue Capacity.....	6
Auditorium Seating.....	6
Lawn Area.....	6
Public Amenities	6
Stage Details	7
Dimensions	7
Stage Description	8
Rigging Hardware.....	9
Stage Equipment.....	9
Truss Loadings.....	10
Canopy Main Cable	10
Stage Lighting Facilities.....	11
FOH distances to setting line	11
Control System	11
Dimmers.....	11
Stage Lanterns.....	11
Accessories	11
Venue Electrical Facilities.....	12
Site Three Phase Power	12
Electrical Alterations.....	12
Single Insulated Cable	12
Test and Tag.....	12
Sound Facilities	13
Audio Three Phase Power	13
Stage Management Facilities.....	13
Talkback Allocation.....	13
Summary Information for the Promoter and Sound Engineer	14
Noise and Time Limits	14
Other Requirements	14
Acknowledgement.....	14
Compliance.....	14
Pianos	14
Assistive Listening System	14
Environmentally Sustainable Events	15
Smoking	15
Food and Beverage	15
Safety Requirements.....	15
Risk Assessment.....	15
Site Boundaries.....	15
Stage Safety.....	15
Crowd Control.....	15
First Aid Requirements	15
Police and Ambulance Victoria	16
Temporary Structures	16
Fireworks	16
Lasers	16

Video Recording and Broadcast:	17
Audio Recording and Broadcast:.....	17
Photography:	17
Outside Broadcast:	17
Unmanned Aerial Vehicles (UAV or Drones):.....	17
Permissions, Licensing, Releases and Fees:.....	18
Wardrobe Facilities	18
Back Stage Accommodation & Telephone Numbers.....	19
Dressing Rooms and Offices.....	19
Merlyn Myer Room	19
Telephone numbers – Event Day only	19
Appendix 1. Main Canopy Cable Loading	20

Vehicle Access

Stage Get In

Vehicle entry is located at the junction of Linlithgow Avenue and Alexandra Avenue. Vehicles can only turn left from Linlithgow Avenue and must be travelling in a westerly direction to make the turn. There is sufficient space to park two semi-trailers side by side.

Traffic Management at a cost to the presenter may be required if vehicles cannot make the turn into the driveway

Only end loading is available and ramps to the trailer are required. The Loading Bay is situated on the PS (SL) side of stage with the following dimensions.

Maximum height 4.500m
Maximum width 8.000m

Access to stage from the loading bay and backstage areas is available through three doors

Door	Type	Width (m)	Height (m)
Prompt Side (SL)	Tilt-a-door	3.600	3.200
Upstage Centre	Sliding Door	3.000	3.000
OP Side (SR)	Sliding Door	3.600	3.200

Car Parking

Seventeen car spaces are available at the venue and allocated at the discretion of the Presenter. When large vehicles (particularly articulated trucks) are on site, Arts Centre Melbourne recommends these spaces not be available to better facilitate turning circles.

Additional street parking may be applied for by Arts Centre Melbourne through the City of Melbourne. Contact the Venue Manager for further information.

Lifting Equipment

Arts Centre Melbourne only permits certain types of Forklifts on site. For details contact the Venue Production Manager.

Height Access Equipment

A Tucan and a Cougar are available on site.

Anyone wishing to operate this equipment must have a current EWP licence for the relevant equipment.

Site Access

The maximum size vehicle past Gate 3 and 4 is a Heavy Rigid 3 axle truck

Maximum container length: 6.058m (20')

Maximum Gross weight: 24,000kg

Note

- When an Event Risk Assessment determines a Traffic Management Plan is required, this will be submitted to Arts Centre Melbourne with the Event Risk Assessment.
- A traffic controller may be required depending on the amount of infrastructure and associated vehicles that are required for the event. This will be on charged to the Presenter.

Auditorium and Seating information

Venue Capacity

Area	Stalls	Boxes
Reserved Seating	1,932	218
Lawn Area General Admission (<i>see note below</i>)	7,500-10,000	-

NOTE

- o Audience capacity on the lawn depends on the style of the event
- o Audience capacity for festival style events with multiple stages may be increased at the discretion of Arts Centre Melbourne based on an Event Plan and Risk Assessment.

Auditorium Seating

The seating area in front of the stage comprises 26 curved rows, on a tiered concrete platform. Seating plans are available from <https://www.artscentremelbourne.com.au/discover/theatres-and-spaces/sidney-myer-music-bowl>

Lawn Area

The audience area behind the fixed seating is a sloped lawn. The slope of the lawn is 10° from the stage and at the rear of the lawn is approximately 14 metres above stage level.

The Lawn seating area capacity is based on 1m²/person which can vary depending on the event.

In concert configuration a capacity of 12,500 is possible with restricted sightlines.

Public Amenities

Requirements will be based on a combination of capacities and risk management assessments.

No. of patrons	Existing SMMB facilities adequate	City of Melbourne toilets recommended	City of Melbourne toilets required	Additional facilities required
5000	√	√		1 First Aid room
7500	√	√		1 First Aid room
10,000			√	Addition Hired Toilets Additional First Aid post
13,200			√	Addition Hired Toilets Addition 1 First Aid room Additional First Aid post
15.000			√	Addition Hired Toilets 1 First Aid room Additional First Aid post 12 drinking fountains
20,000			√	Addition Hired Toilets 1 First Aid room Additional First Aid post 45 drinking fountains

Stage Details

Dimensions

Stage Width

Wall to wall at setting line	33.350m
Wall to wall US wall	21.516m
Distance between Up/Down stage trusses	5.150m

Stage Depth at centreline to US Wall

Setting Line	18.230m
Underside of T3	12.365m
Underside of T4	23.515m

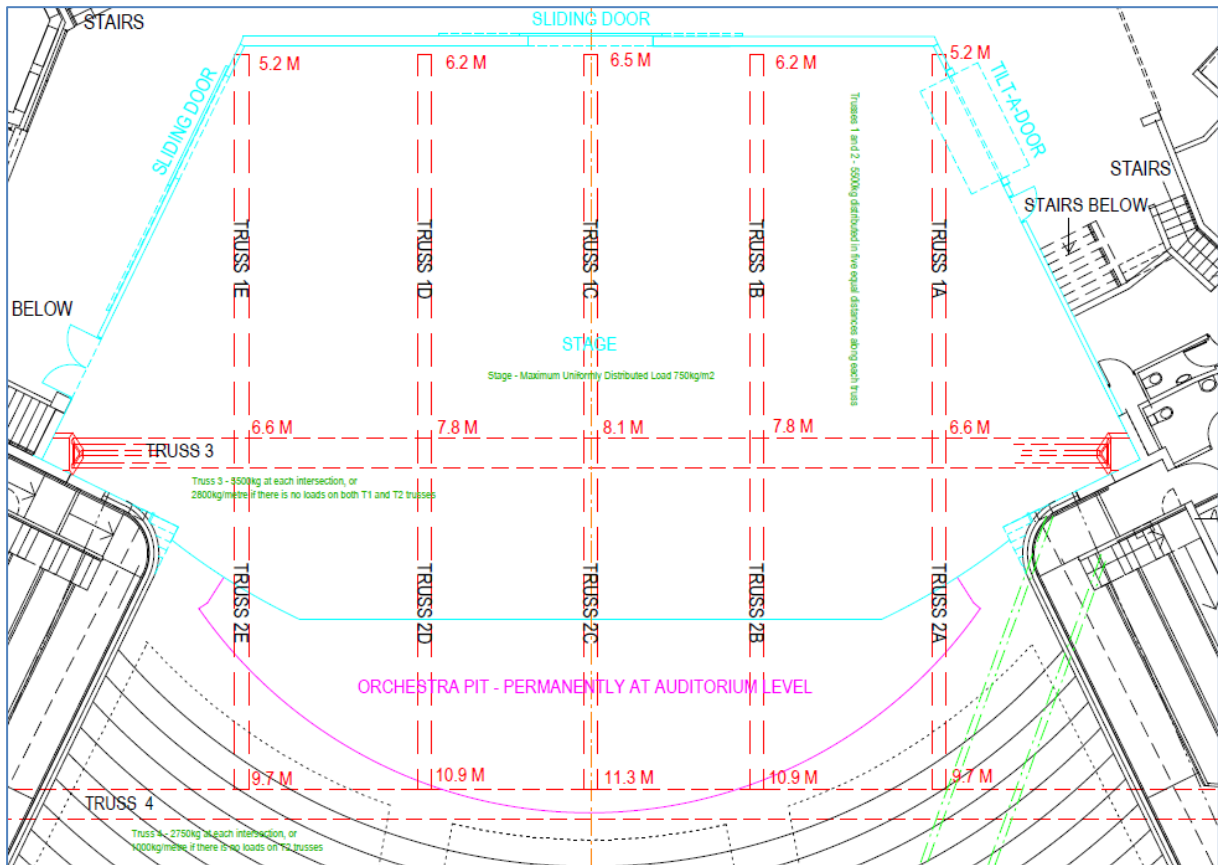
Stage Height at centreline

Stage floor to underside of canopy roof DS	10.925m
Stage floor to underside of canopy roof US	7.443m
Stage Floor to underside of T3	8.124m
Auditorium floor to underside of T4	12.525m
Stage floor to underside of Truss at US wall	6.579m
Above Stalls auditorium	1.220m
Auditorium floor to main canopy cable	21.500m

At stage edges to canopy DS	9.600m
At stage edges to canopy US	6.850m

Two curved support trusses (T3 and T4) span across stage and are intersected by five trusses spanning up and down stage (A, B, C, D, E). These heights should be read in conjunction with the stage plan below.

Location	Upstage Trusses (metres) Intersection				
	1A	1B	1C	1D	1E
At Upstage Wall	5.200	6.200	6.500	6.200	5.200
At Truss T3	6.600	7.800	8.100	7.800	6.600
	Downstage Truss (metres) Intersection				
	2A	2B	2C	2D	2E
At Truss T3	6.600	7.800	8.100	7.800	6.600
At Truss T4	9.700	10.900	11.300	10.900	9.700



NOTE

- For a more comprehensive layout and description of the structural grid, contact the SMMB Production Manager

Stage Description

Rake	None
Main stage area	465.00m ²
Maximum floor loading	750 kg/m ² UDL
Maximum floor point load	1000 kg
Surface (Colour Grey)	19mm plywood on top of 2 x 25mm F17 plywood

NOTE

- The Setting Line is the downstage edge of the main stage.

Rigging Hardware

Standard Configuration

Quantity	Equipment	Standard position	Dimensions
3	StageMaker SL5 Chain Hoists Motor Up	FOH lighting Truss	1/2 tonne
6	Box Truss sections	FOH Lighting Truss (24m total length)	400mm x 400mm x 4m
4	StageMaker SL10 Chain hoists	Main cable delay speakers	1 Tonne D8+ Rated
4	StageMaker SL5 Chain Hoists	Main Cable screen hangs	½ Tonne D8+ Rated
10	StageMaker SL10 Chain Hoists	Onstage Trusses	1 Tonne D8+ Rated
11	Loadstar Motor Chain Hoists	Onstage Trusses	1 Tonne

Other available equipment

Quantity	Equipment	Comments
42	4 m x 400mm x 400mm aluminium box truss	
5	Loadstar manual chain hoists	
1	8-way Motor Chain Hoist Controller	
1	4-way Motor Chain Hoist Controller	Portable case controller

NOTE

- Assorted slings and rigging equipment are available upon request.

Stage Equipment

Drape	Quantity	Width (m)	Height (m)	Fullness	Colour	Material	Comment
Tabs	4	6.100	7.320	0%	Black	Wool	
Side Masking	6	4.000	6.000	0	Black	Wool	
Rear Stage Masking	2	10.000	8.000	0	Black	Wool	
Rear Wall Masking	6	4.000	4.250	0	Black	Wool	
Rostra	18	2.0x1.0	200, 400, 600, 800, 1000			Aluminium /Ply	

Truss Loadings

T1A-E & T2A-E Permissible Loads

Truss Number	Max point Load	Max # Points	UDL
Truss 1A	1,100kg	5	5,500kg
Truss 1B	1,100kg	5	5,500kg
Truss 1C	1,100kg	5	5,500kg
Truss 1D	1,100kg	5	5,500kg
Truss 1E	1,100kg	5	5,500kg
Truss 2A	1,100kg	5	5,500kg
Truss 2B	1,100kg	5	5,500kg
Truss 2C	1,100kg	5	5,500kg
Truss 2D	1,100kg	5	5,500kg
Truss 2E	1,100kg	5	5,500kg

These loads should be read in conjunction with the stage plan on Page 8.

Canopy Main Cable

Refer to Appendix 1. Main Canopy Cable Loading.

NOTE

- To comply with load guidelines, each maximum point load must be equi-distant.
- For a more comprehensive description of structural loadings, contact the Technical Manager.

Structural Grid

Two permanent support trusses spanning across stage can support the following:

T3

Description	Maximum Load
At Intersections with T1 and T2 trusses	5,500 kg
With no load on T1 or T2 trusses	2,800kg/m

T4

Description	Maximum Load
At Intersections with both T2	2,750 kg
With no load on T2 trusses	1000 kg/m

NOTE

- In addition to the above, Trusses T3 and T4 will support an additional 280kg/metre.

Stage Lighting Facilities

Default Control Position	Lighting control position at rear of auditorium seating
Width	7.400m
Depth	2.700m
Cable length required to stage (min)	65.000m

NOTE

- Control position is shared with Sound and is partially open to the elements.
- A walk through tunnel exists from the stage to the rear of the stalls auditorium for presenters.

FOH distances to setting line

Position	Distance to setting line	Angle to setting line
Followspot position	37 m	12°
FOH Lighting Truss	14.957m	40°
Control Position	27.000m	5°

Control System

- PRG 276 with touch screen
- Offline editing & printing services are available upon request

NOTE

- DMX Isoport (single universe) outlets are available. For more information, contact the Manager, Lighting.

Dimmers

Quantity	Type	Protocol	Capacity
216	LSC EPro dimmers	DMX	2.4kw
36	LSC EPro dimmers	DMX	5kw

242 Total Dimmers

Stage Lanterns

Quantity	Type	Beam Angle	Power
2	Pollux Fresnel	12.5 – 56.5°	5kw
12	Selecon PC	5 – 60°	1.2kw
10	Selecon Fresnel	8 – 60°	2kw

Accessories

All lanterns have accessories available.

Presenters should consult with the Manager, Lighting to confirm details and quantities

- All Fresnel's have 4 leaf barn doors

Venue Electrical Facilities

Site Three Phase Power

Quantity	Location	Amps /Outlet 3Ø	Connect
Stage Area			
1	Loading Dock	400A	Power Lock connection
1	DSOP	300A	Power Lock connection (400A size)
1	DSPS	300A	Power Lock connection (400A size)
1	DSOP	40A	5 Pin
1	DSPS	40A	5 Pin
1	USOP	40A	5 Pin
1	USPS	40A	5 Pin
1	PS Follow Spot	40A	5 Pin
1	OP Follow Spot	40A	5 Pin
Control Position			
1	FOH Link Room (room below ops position)	200A	Power Lock connection

NOTE

- The above list does not include power dedicated to audio.
- All mains electrical connections & disconnections are only carried out by Arts Centre electricians

Electrical Alterations

No alterations to the buildings electrical system are permitted without the express permission of Arts Centre Melbourne Facilities Group. Where minor alterations are required for an event, a request is required in writing and the work shall only be carried out by Arts Centre qualified electricians.

Single Insulated Cable

No single insulated cable is permitted to be connected to any Arts Centre power source. This applies to all voltages including extra low voltage (under 32 volts).

Test and Tag

All electrical appliances shall be tagged with an appropriate safety tag in accordance with AS 3760:2010

Sound Facilities

Default Control Position	Sound Control Room at of auditorium seating
Width	7.400m
Depth	2.700m
Cable length required to stage (min)	75.000m

NOTE

- Control position is shared with Lighting. It has a canvas canopy that is removable and is open to the elements.
- A walk through tunnel exists from the stage to the rear of the stalls auditorium for presenters.

NOTE

- Extra speakers, microphones, consoles, cables and effects units are available to augment the systems. Please contact the Manager, Sound & Vision for further information.

Audio Three Phase Power

Quantity	Location	Amps /Outlet 3Ø	Connect
3	Loading Dock	40A	5 Pin
1	DSOP	40A	5 Pin
1	DSPS	40A	5 Pin
1	DSPS (inside link room accessible through penetrations)	250A	Power Lock connection
2	USOP	40A	5 Pin
2	USPS	40A	5 Pin
1	Control Position	40A	5 Pin

Stage Management Facilities

Standard Operating Position	PS of stage
Alternate Operating Position	OP Side of stage

The Stage Management Console contains all standard facilities including:

- Auditorium announcement
- BOH Paging
- 5 Channel Cue light system to specific areas
- Telephone and Ethernet possible
- ClearCOM™ Talkback 2 channel Master Station
- Clock & Timer

Talkback Allocation

Equipment available	
7	Single Loop wired belt pack
4	Dual Loop wired belt pack
7	Beyer DT108

Summary Information for the Promoter and Sound Engineer

The Sidney Myer Music Bowl operates under strict noise control limits and legislation placed upon the venue and its operators by the Victorian Environmental Protection Authority (EPA). This page outlines the requirements of the detailed Noise Management Plan (NMP) that has been prepared for the venue. The detailed NMP has been prepared to allow Arts Centre Melbourne and users of the SMMB to comply with their environmental obligations, minimise the potential for noise disturbance in the community, and allow the ongoing operation of the SMMB in a sustainable manner.

For more information, contact SMMB Production Manager

Noise and Time Limits

Music noise from events at the bowl must not exceed an 'average' noise level measured over 15 minutes of:

65 dB(A) (LAeq,15min) outside any potentially affected receiver.

The venue may only operate within the following time constraints when an event is:

5 hours or less in duration:	12 Noon – 11pm
Greater than 5 hours	12 Noon – 10pm

Other Requirements

The promoter, act and sound system provider must:

- Read and understand the detailed Noise Management Plan for the SMMB.
- Design the event sound system to minimise noise spill to the environment, in particular by using highly directional sound systems designed to provide coverage of the required audience area only.
- Provide details of the sound system type and orientation, and noise modelling for the equipment proposed to be used, modelled with the appropriate array calculation software related to the equipment to demonstrate that the sound system minimises noise spill to the environment.
- Liaise with Arts Centre Melbourne's Manager, Sound & Vision and Arts Centre Melbourne's independent acoustic consultant.
- Provide Arts Centre Melbourne and independent acoustic consultant with direct contact details for the event manager, sound manager and mixing desk operators
- Comply with directions from Arts Centre Melbourne and/or noise consultant to reduce noise levels, where measured noise levels exceed the criteria and a reduction is necessary to come into compliance with the legislative requirements.

Acknowledgement

By signing the hirer agreement, the Promoter acknowledges that they have read and understood the Noise Management Plan, and take responsibility for the Act and sound system provider to comply with the noise and time limits.

Compliance

Failure to comply with the requirements of the legislation and the NAP may result in a substantial fine. For further information contact the Venue Technical Manager.

Pianos

There are no pianos allocated to the Sidney Myer Music Bowl. However, pianos can be arranged upon request at the expense of the Presenter.

Assistive Listening System

Arts Centre Melbourne provides a phonic ear radio transmitter system for its patrons. It includes headsets and neck loops to assist with hearing of performances and all seating positions are covered. For more information, contact the Operations Manager, Events.

Environmentally Sustainable Events

Please Contact Venue Manager, Sidney Myer Music Bowl for more information

Smoking

Smoking within the building of the Sidney Myer Music Bowl is prohibited. Smoking within outdoor areas of the venue is only permitted in designated locations but Arts Centre Melbourne encourages a smoke free environment.

Food and Beverage

Please Contact Venue Manager, Sidney Myer Music Bowl for more information

Safety Requirements

Risk Assessment

All Presenters shall present an Event Risk Assessment to the Victorian Arts Centre Trust for review and comment. Templates and assistance can be provided, please contact the SMMB Production Manager for more details.

Site Boundaries

A boundary fence is erected at the Sidney Myer Music Bowl each year prior to the commencement of the summer concert season. The main body of the fence remains in position during the season with gate entrance panels removed for all free events where practical.

- A Risk Assessment shall determine if a second fence is required for an event.
- Arts Centre Melbourne, in collaboration with the City of Melbourne may grant up to six fence extensions per year within a tightly enforced expanded footprint. An application is required at least three months prior to the event date.

Stage Safety

- All scenery, props, masking etc must be rendered non-flammable to the satisfaction of the Victorian Arts Centre Trust.
- A Flammables Cabinet is available upon request. Presenter is to provide their own lock & key. A key is to be left with Security
- Notification of hazardous Performance Conditions shall be completed and returned to Arts Centre Melbourne where there is any use of naked flame, pyrotechnics, aerotechnics, weapons, firearms, explosives, smoke or other special effect during an event.

NOTE

- | |
|---|
| <ul style="list-style-type: none">○ For more information about safety requirements please contact SMMB Operations |
|---|

Crowd Control

An Arts Centre Melbourne safety and security officer (SSO) is required on site for the duration of the event including bump in and bump out. For event security and crowd control Arts Centre Melbourne will engage a contracted service provider and the cost will be on-charged to the Presenter.

First Aid Requirements

Arts Centre Melbourne reserves the right to require such medical, safety & security staff or infrastructure as it deems necessary to ensure that an event is of a safe and secure standard for all staff and patrons. Any associated costs will be recovered from the Presenter.

Police and Ambulance Victoria

To ensure a safe and secure event Arts Centre Melbourne may engage, or may be required to engage, Victoria Police and/or Ambulance Victoria personnel for an event. Any associated costs will be recovered from the Presenter.

Temporary Structures

All temporary structure designs must be presented to Arts Centre Melbourne for approval and conform to Australian Standards and the City of Melbourne. Some areas of the Sidney Myer Music Bowl are structural and therefore have specific maximum loadings. Arts Centre Melbourne shall determine if advice from a structural engineer is required. See the Site Plan for detailed information. Please Contact Venue Manager, Sidney Myer Music Bowl for more information

Fireworks

The Presenter shall inform the venue of any potential for fireworks, pyrotechnics and special effects. A Notification of Hazardous Performance Conditions Form must be completed. All fireworks and pyrotechnics shall meet with current safety regulations and a licensed, approved company shall be used.

Please contact the Sidney Myer Music Bowl Production Manager for more information

Lasers

Written proof of CASA notification is required by the Presenter before commencement of any performance if the show contains lasers.

Please contact the Sidney Myer Music Bowl Production Manager for more information

Video Recording and Broadcast:

Art Centre Melbourne can provide a range of video recording, broadcast and post-production services for your production or event. These include, but are not limited to:

- Commercial recordings*
- Archival recordings**
- Multi camera video recording
- Live video streaming and broadcast to multiple platforms
- Behind the scenes and roaming videography
- Post-production services; editing, colour grading and closed captioning
- Media packaging and distribution pathways
- Technical and creative consultations for you project with our broadcast team

Audio Recording and Broadcast:

Art Centre Melbourne can provide a range of audio recording, broadcast and post-production services for your production or event. Please contact the Manager Sound/Vision to discuss your requirements.

These include, but not limited to:

- Commercial recordings*
- Archival recordings**
- Multi-track digital recordings and session files
- Podcast and vox-pops recordings
- Post production audio editing, mixing and mastering

Photography:

Permission to photograph performances will not be unreasonably withheld, provided that the taking of photographs does not cause disturbance to either patrons or performers.

Outside Broadcast:

Art Centre Melbourne has hosted numerous large-scale commercial broadcasted events. Please contact your Art Centre Melbourne Account Manager, Producer or Production Manager to discuss your requirements and scope your broadcast event.

**A "Commercial Recording" is any recording made for the purpose of streaming, sale, broadcast, exhibition or distribution by any means.*

***An "Archival recording" is a recording made for the sole purpose of documenting technical and performance aspects of a production and are not to be used for broadcast, exhibition, distribution or sale of any form.*

Unmanned Aerial Vehicles (UAV or Drones):

The use of UAVs for photography, recording or any other purpose must be agreed upon with Arts Centre Melbourne in advance of an event. This is to ensure that an appropriate risk assessment has been completed and all appropriate safety measures are in place.

Permissions, Licensing, Releases and Fees:

Any form of recoding, broadcast or photography undertaken at Art Centre Melbourne, will require all Presenters to agree to the *Presenter Licensing Agreement* and obtain written permission from the Art Centre Melbourne, in advance of the production or event.

Depending on the type of broadcast or recording and its intended final use, the Presenter may incur a licensing or recording fees, in addition to any broadcast allowance and associated on-costs that may apply for the recording for live or delayed broadcast. Details are in *Appendix D* of the *Presenter License Agreement*, or please contact your Art Centre Melbourne Account Manager, Producer or Production Manager for further details.

All broadcast and recordings require the Presenter to have obtained the necessary releases from the performers taking part and to give certain undertakings in relation to copyright, and payment to technicians.

Where approval has been granted to a Presenter for a public performance to be given under television conditions, all publicity and advertising for the attraction must clearly state that the performance will be televised and that such conditions will apply. It follows that arrangements to televise a performance cannot be entered into after tickets have been sold to the public.

As each project is different in scope and intention, permissions and licensing will be assessed on a case by case basis.

Please contact your Art Centre Melbourne Account Manager, Producer or Production Manager to discuss your requirements and obtain an initial quote.

Wardrobe Facilities

There is a washing machine and dryer available for use on site however there is no dedicated laundry facilities.

Washing Machine
Industrial Dryer

Speed Queen industrial washing machine
Speed Queen industrial dryer

For more information please refer to the dressing Rooms Service guide.

Back Stage Accommodation & Telephone Numbers

Dressing Rooms and Offices

Room No	Phone Ext	Standard Access	Number of People	Facilities/Comments
1	9281 8527		3	En suite. Ethernet / Wi-Fi available
2	9281 8535		3	En suite. Ethernet / Wi-Fi available
3 (Band Room)			40-60	Ethernet / Wi-Fi available
4			8	Ethernet or Phone available
5			7	Ethernet or phone available
6			3	Wi-Fi
7			3	Wi-Fi
8			3	Wi-Fi
9			3	Wi-Fi
10			3	Wi-Fi
11			3	Wi-Fi
12			3	Wi-Fi
13			3	Wi-Fi
14			3	Ethernet / Wi-Fi available

NOTE

- Wireless Internet access is available.
- Dressing Rooms without en-suites have access to nearby toilet blocks and showers.

Merlyn Myer Room

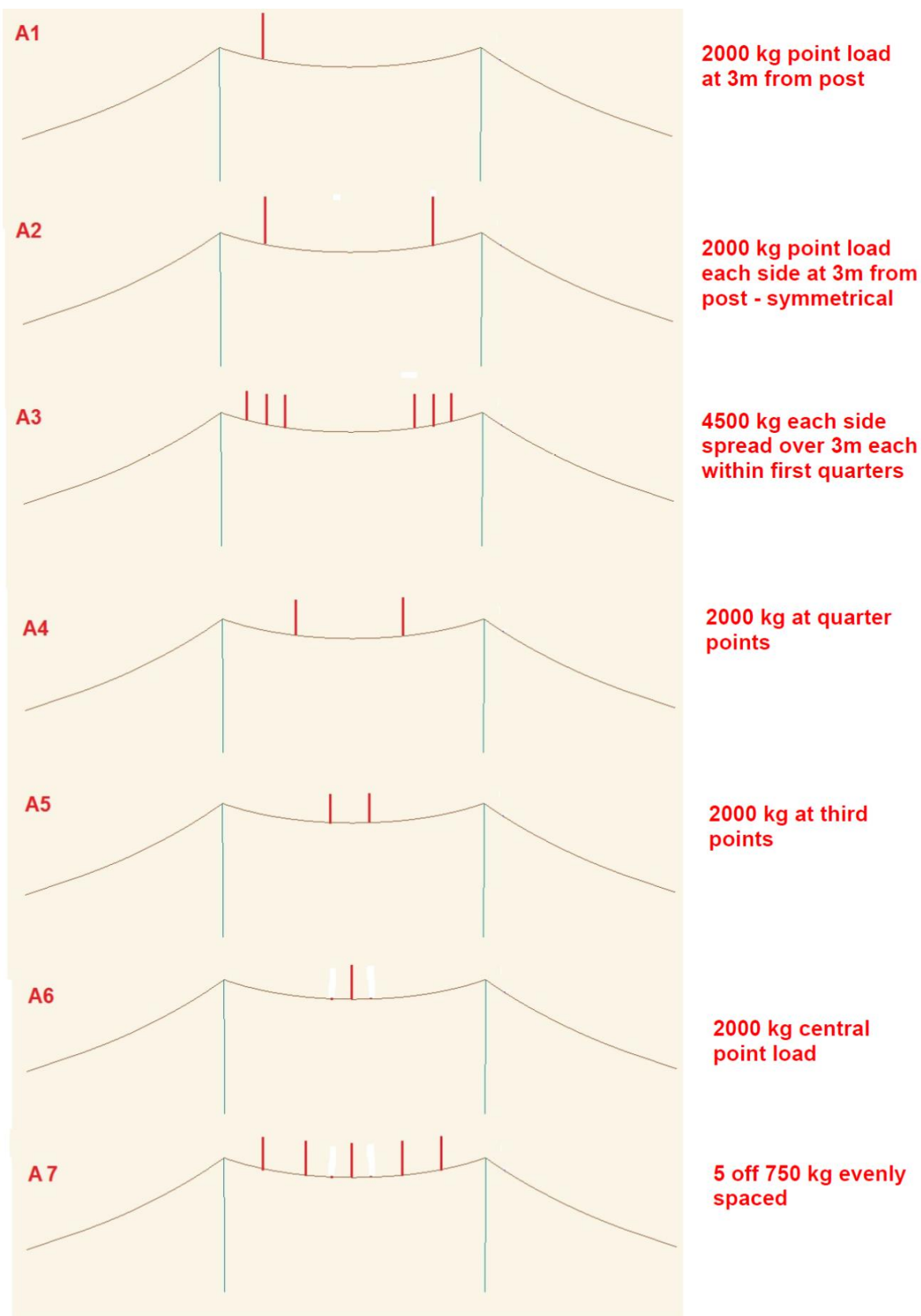
The Merlyn Myer Room is a function space, made available for Presenters at no extra charge. Please refer to the Merlyn Myer Room service guide.

Total Area 128.000 m²

Telephone numbers – Event Day only

Position	Ext. No
Stage Door	9281 8279
Security	9281 8279
Production Manager	9281 8789
Venue Manager	9281 8510
Events Coordinator	9281 8930
First Aid (Security office)	9281 8279
Box Office	9281 8064

Appendix 1. Main Canopy Cable Loading




LOADS MUST BE SYMMETRICAL AND APPLIED SLOWLY WITHOUT SHOCK
LOADING MUST BE APPLIED EVENLY AND INCREASED SLOWLY UP TO FULL LOADING
LOADING RESTRICTED TO ONLY ONE CONFIGURATION ABOVE - NO COMBINATIONS

A8



Not allowed to only load one side

A9



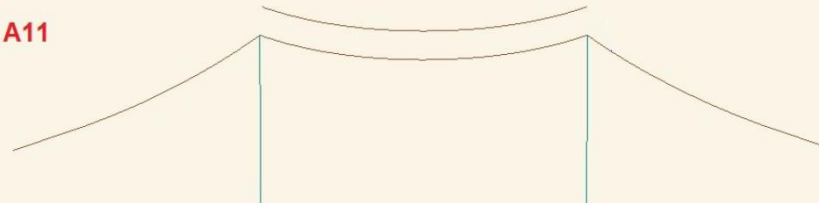
4 loads 500 kg each at third points

A10



750 kg each side half span point

A11



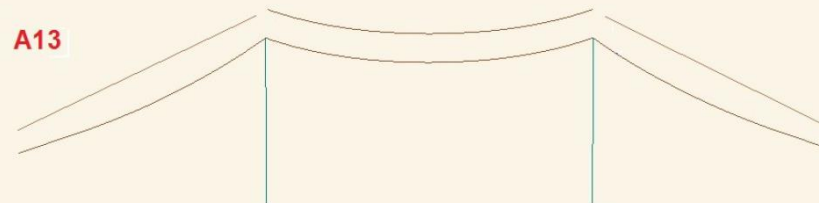
100 kg/m UDL across central span

A12




Not allowed to only load one side

A13



100 kg/m central 40 kg/m side spans

A14



2000 kg point load each side at 3m from post - symmetrical + 4 loads 500kg each at third points on sides

LOADS MUST BE SYMMETRICAL AND APPLIED SLOWLY WITHOUT SHOCK

LOADING MUST BE APPLIED EVENLY AND INCREASED SLOWLY UP TO FULL LOADING
LOADING RESTRICTED TO ONLY ONE CONFIGURATION ABOVE - NO COMBINATIONS

