



Ticket Sharing Info Guide



Share tickets with your group for fast, contactless entry.

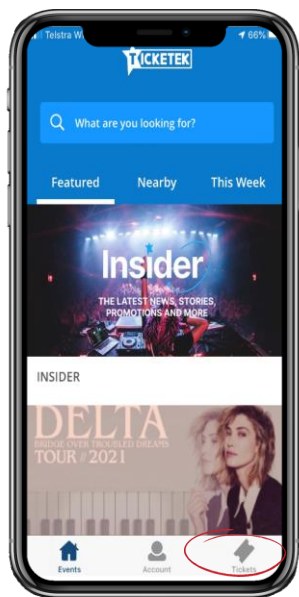


Ensure all adults have their own ticket to maintain social distancing at the gate.

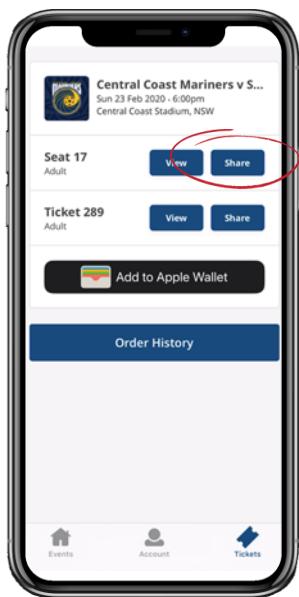


Download the Ticketek App to view, share & manage tickets all in the one place.

How to share tickets in the Ticketek App



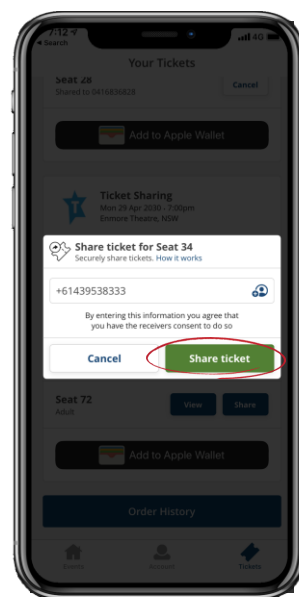
Open the Ticketek App & navigate to your tickets



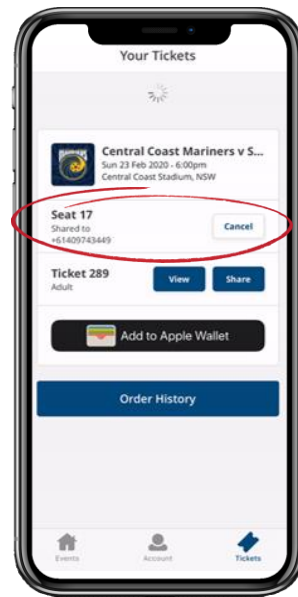
View your order, select the ticket & tap SHARE



Open your contacts & select a friend or enter email or mobile number.



Tap SHARE to send the ticket to your friend.



Manage who has each ticket & Cancel/Recall

Tickets can also be shared directly from your mobile ticket

Tap SHARE on the ticket & enter your friend's email address or mobile number. The ticket will be updated to show who is the ticket holder.

